

Rules for the Printout Cards for Photo Fun Safaris

For the NEW Zoo & Adventure Park Green Bay, WI.

NOTE: For adults working with young children, please explain the rules to them prior to getting to the zoo. If attending the zoo on a field trip, you might discuss if the children wish to have friendly competitions between individuals, if they wish to be divided into teams, or if they just wish to compete with themselves to see how many animals can be “captured” (observed in the required situation). The main goal is for them to have sFUN!

This activity is designed to be entertaining as well as educational. Besides the self-satisfaction achieved when completing a Collection by oneself, the Photo Fun Safaris provide endless opportunities for friendly competition. To that end, listed below are the rules for these Safaris. However, friends and family members can always modify the rules to conform to their specific interests. All competitions are based on the honor system. The General Rules are as follows.

- In order to earn points, you must see the animal while it is in the required situation such as sleeping, eating, side view, etc.
- Each time you “capture” the animal in a certain position, you earn your points for that specific animal in the Album (Safari Level).
- In order to legally earn points, the animal must be seen while posed in the required position.
- Exception to the above rules. When younger children start their Safari experience in Level One, the Safari requirements are easy. However, as users progress up the Safari Levels, the level of difficulty increases. Therefore, when they are progressing to the higher Safari Levels, younger children can earn their points and complete their collections by simply observing the required animal in any position. For young children, these Safaris are meant to be entertaining, not challenging.
- If, for some reason, a specific animal is not available at the time of the Safari (animal at the vet, animal transferred, etc), a substitute animal can fulfill the requirement. For example, a lion or lynx could be substituted for an absent cougar.
- At no time should anyone place themselves or others in a dangerous situation when playing Photo Fun Safaris. ALWAYS follow the zoo’s rules.

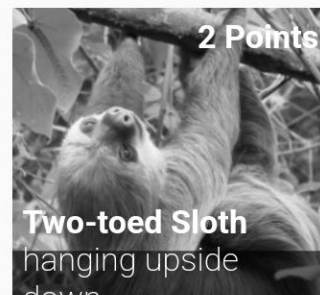


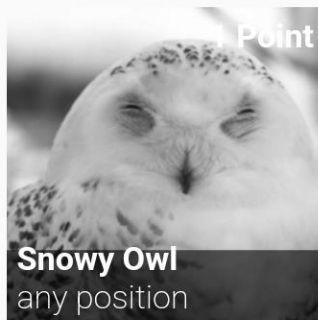

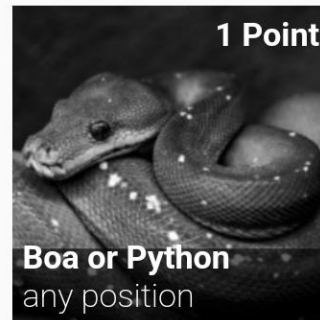
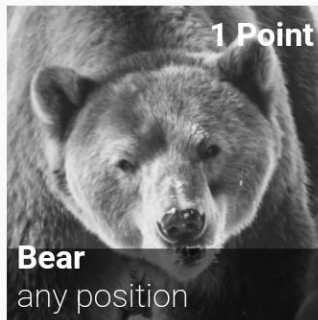

Helpful Hint: When printing out a Safari Level or Safari Levels, doing so on tagboard makes it easier for kids to check off their “capture”.

Level 1 - Your first Safaris

Provided by

PhotoFunSafaris.com

SCORE 0 / 15

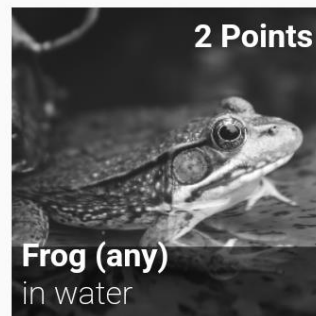

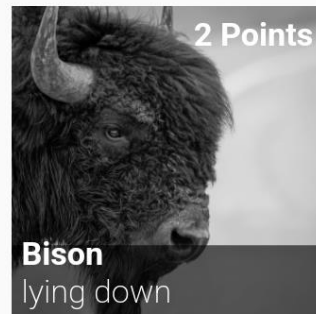
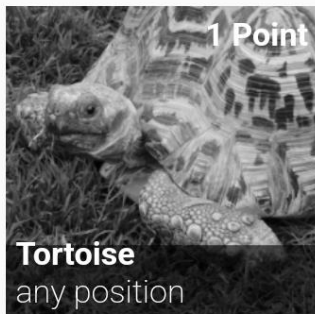

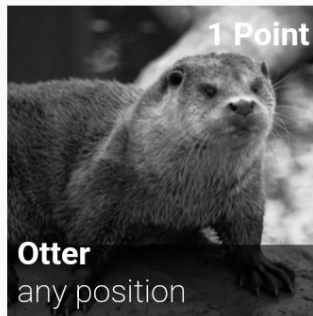



Level 2 - Expert Tracker

Provided by

PhotoFunSafaris.com

SCORE 0 / 20


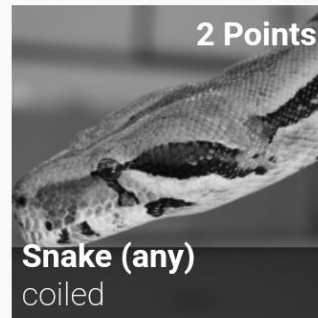
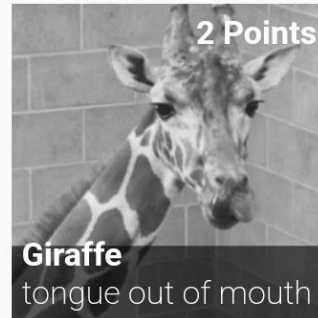
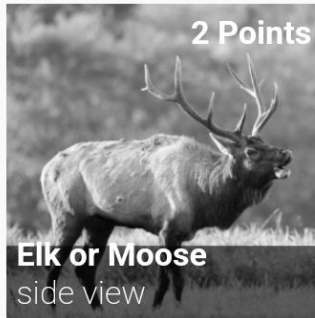
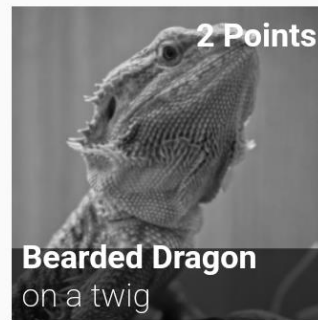
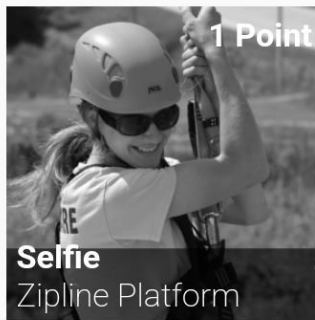


Level 3 - Junior Safari Guide

Provided by

PhotoFunSafaris.com

SCORE 0 / 25

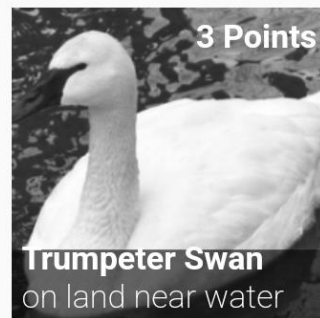
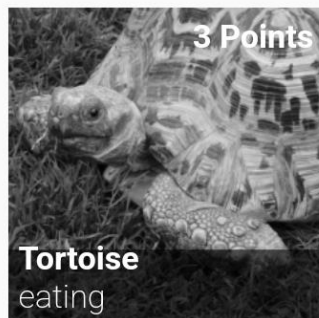
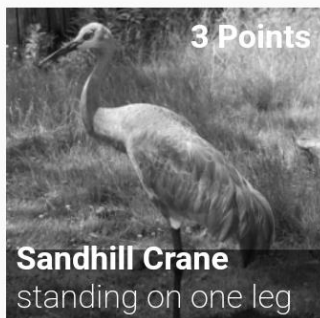
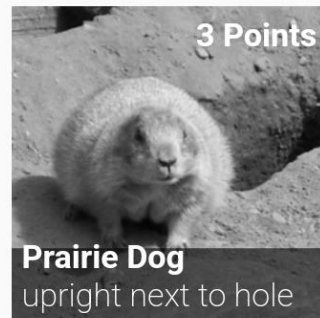
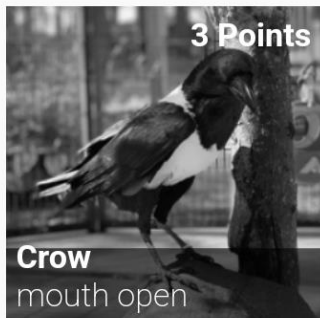
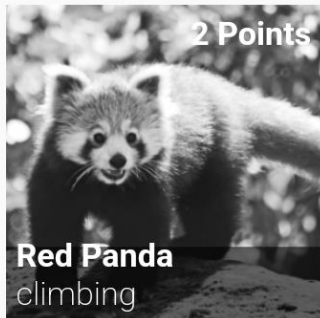
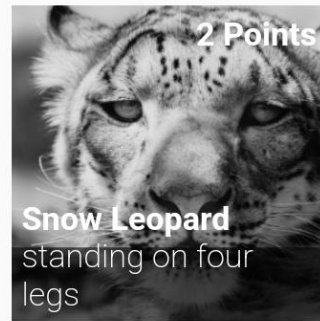



Level 4 - Lead Safari Guide

Provided by

PhotoFunSafaris.com

SCORE 0 / 30



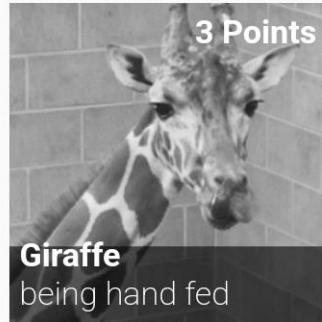
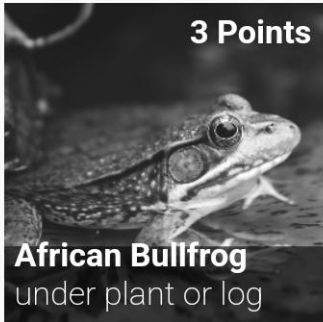
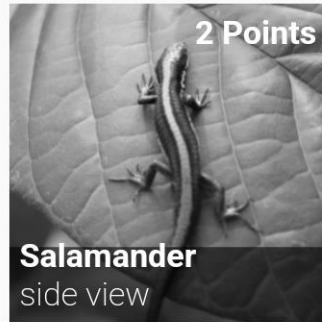

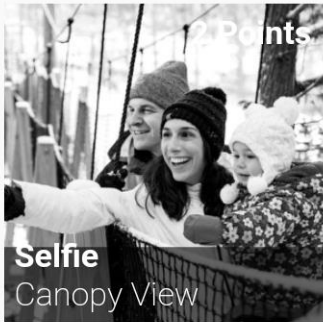


Level 5 - Challenging

Provided by

PhotoFunSafaris.com

SCORE 0 / 35





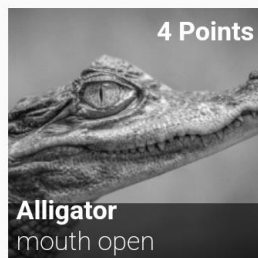

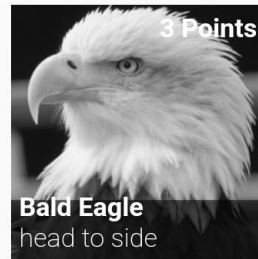
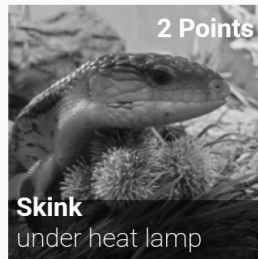
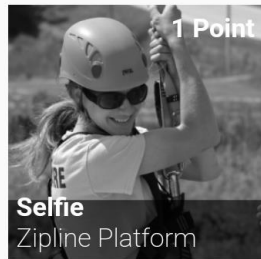


Level 6 - Challenging

Provided by

PhotoFunSafaris.com


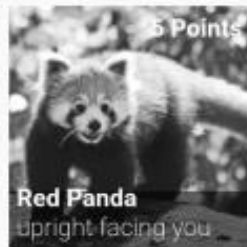
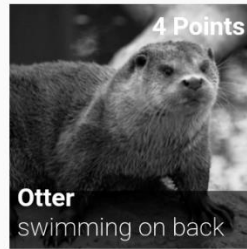


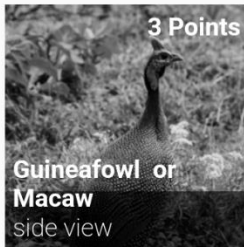

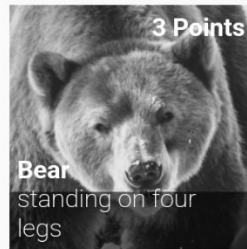
SCORE 0 / 50



Level 7 - Supreme Challenge

Provided by
PhotoFunSafaris.com

SCORE 0 / 70



Level 8 - Supreme Challenge

Provided by
PhotoFunSafaris.com

SCORE 0 / 90

